



AMP | AMP Type III+

TE Internal #: 1-66399-1

Power Contacts, Contact, Tin, 24 – 20 AWG Wire Size, .2 – .6 mm<sup>2</sup>

Wire Size, Wire & Cable, Crimp, Power & Signal, Socket, AMP Type III+

[View on TE.com >](#)

Connectors > Power Connectors > Power Contacts



Power Contact Type: **Contact**

Contact Mating Area Plating Material: **Tin**

Wire Size: **.2 – .6 mm<sup>2</sup>**

Connector & Contact Terminates To: **Wire & Cable**

## Features

### Product Type Features

|                                   |              |
|-----------------------------------|--------------|
| Power Contact Type                | Contact      |
| Connector & Contact Terminates To | Wire & Cable |

### Electrical Characteristics

|              |      |
|--------------|------|
| Test Current | 13 A |
|--------------|------|

### Contact Features

|   |                  |
|---|------------------|
| Contact Mating Area Plating Material                  | Tin              |
| Contact Current Rating (Max)                          | 13 A             |
| Contact Type  | Socket           |
| Mating Pin Diameter                                   | 1.57 mm[.062 in] |
| Contact Base Material                                 | Brass            |
| Contact Mating Area Plating Material Thickness        | 2.54 μm[100 μin] |
| Wire Contact Termination Area Plating Thickness       | 1.27 μm[50 μin]  |
| Wire Contact Termination Area Plating Material        | Tin              |
| Wire Contact Termination Area Plating Material Finish | Matte            |
| Contact Orientation                                   | Straight         |



|   |                |
|---|----------------|
| Contact Underplating Material           | Nickel         |
| Contact Underplating Material Thickness | .76 µm[30 µin] |
| Contact Size                            | 16             |

#### Termination Features

|                                    |       |
|------------------------------------|-------|
| Termination Method to Wire & Cable | Crimp |
|------------------------------------|-------|

#### Mechanical Attachment

|                         |      |
|-------------------------|------|
| Wire Insulation Support | With |
|-------------------------|------|

#### Dimensions

|  |                             |
|--|-----------------------------|
| Wire Size                              | .2 – .6 mm <sup>2</sup>     |
| Accepts Wire Insulation Diameter Range | 2.03 – 2.54 mm[.08 – .1 in] |

#### Usage Conditions

|                             |                           |
|-----------------------------|---------------------------|
| Operating Temperature Range | -55 – 90 °C[-67 – 194 °F] |
|-----------------------------|---------------------------|

#### Operation/Application

|                     |                |
|---------------------|----------------|
| Circuit Application | Power & Signal |
|---------------------|----------------|

#### Packaging Features

|                    |     |
|--------------------|-----|
| Packaging Method   | Box |
| Packaging Quantity | 100 |

#### Other

|                 |   |
|-----------------|---|
| Wire/Cable Type | Discrete Wire   |
| For Use With    | CPC Connectors  |
| Comment         | Overall insulation crimp diameter, including crimp barrel, must not exceed 3.18 [.125]. |

#### Product Compliance

[For compliance documentation, visit the product page on TE.com>](#)

|   |   |
|---|---|
| EU RoHS Directive 2011/65/EU                  | Compliant   |
| EU ELV Directive 2000/53/EC                   | Compliant   |
| China RoHS 2 Directive MIIT Order No 32, 2016 | No Restricted Materials Above Threshold   |
| EU REACH Regulation (EC) No. 1907/2006        | Current ECHA Candidate List: JUNE 2022 (224)<br>Candidate List Declared Against: JUNE 2022 (224)<br>Does not contain REACH SVHC |

Halogen Content

Low Halogen - Br, Cl, F, I < 900 ppm per homogenous material. Also BFR/CFR/PVC Free

Solder Process Capability

Not applicable for solder process capability

Product Compliance Disclaimer

This information is provided based on reasonable inquiry of our suppliers and represents our current actual knowledge based on the information they provided. This information is subject to change. The part numbers that TE has identified as EU RoHS compliant have a maximum concentration of 0.1% by weight in homogenous materials for lead, hexavalent chromium, mercury, PBB, PBDE, DBP, BBP, DEHP, DIBP, and 0.01% for cadmium, or qualify for an exemption to these limits as defined in the Annexes of Directive 2011/65/EU (RoHS2). Finished electrical and electronic equipment products will be CE marked as required by Directive 2011/65/EU. Components may not be CE marked. Additionally, the part numbers that TE has identified as EU ELV compliant have a maximum concentration of 0.1% by weight in homogenous materials for lead, hexavalent chromium, and mercury, and 0.01% for cadmium, or qualify for an exemption to these limits as defined in the Annexes of Directive 2000/53/EC (ELV). Regarding the REACH Regulation, the information TE provides on SVHC in articles for this part number is based on the latest European Chemicals Agency (ECHA) 'Guidance on requirements for substances in articles' posted at this URL: <https://echa.europa.eu/guidance-documents/guidance-on-reach>

## Compatible Parts




TE Part # 58495-2  
PROCRIMPER DIE ASSY MULTIMATE



TE Part # 200893-2  
INSERTION TOOL CONT



TE Part # 58495-1  
PRO CRIMPER ASSY MULTIMATE



TE Part # 91523-1  
CCII TYPE III+ PIN SKT 24-16 ASSY




TE Part # 539972-1  
EXTRACTION TOOL




TE Part # 305183  
EXTRACT TOOL TYPE 2 20-16

## Also in the Series | AMP Type III+



Insertion & Extraction Tools(4)



Power Contacts(410)



## Documents

### Product Drawings

[III+ SKT,24-20,TIN,SMPACK](#)

English

---

### CAD Files

Customer View Model

[ENG\\_CVM\\_CVM\\_1-66399-1\\_H.2d\\_dxf.zip](#)

English

3D PDF

3D

Customer View Model

[ENG\\_CVM\\_CVM\\_1-66399-1\\_H.3d\\_igs.zip](#)

English

Customer View Model

[ENG\\_CVM\\_CVM\\_1-66399-1\\_H.3d\\_stp.zip](#)

English

By downloading the CAD file I accept and agree to the [Terms and Conditions](#) of use.

---

### Product Specifications

[Product Specification](#)

English